

The *Choices* brand

Windows, Doors, Conservatories & Orangeries



ALUK
INNOVATIVE BUILDING SYSTEMS

Aluminium MultiFolding Doors

Design Features:


- Internally beaded with a softline detail to all external doors and panels
- Chamfered and square bead options
- Stainless steel wheels ensure smooth and consistent operation
- Unique, flush line pop-out handle that allows maximum door opening
- Low threshold option (DDA and Part M compliant) – no weather rating
- Doors and panels can be used in any configuration, style and design
- Magnetic catch for prime/slave leaf
- All configurations are available in both open-in and open-out options
- Full range of suited hardware available
- Glazing range from 28mm to 36mm sealed units
- Available in any single or dual RAL colour option
- High security hinges and locking mechanisms as standard
- Shootbolts top and bottom of the interlocks for enhanced security
- Four stainless steel wheels design for increased weight capacity
- Bottom wheel guide for consistent operation and increased security
- Double track threshold allowing greater stability
- Thermally broken aluminium sections
- Door U Value 1.7 w/m² K with double glazing



Flush line pop-out handle



Stainless steel wheels

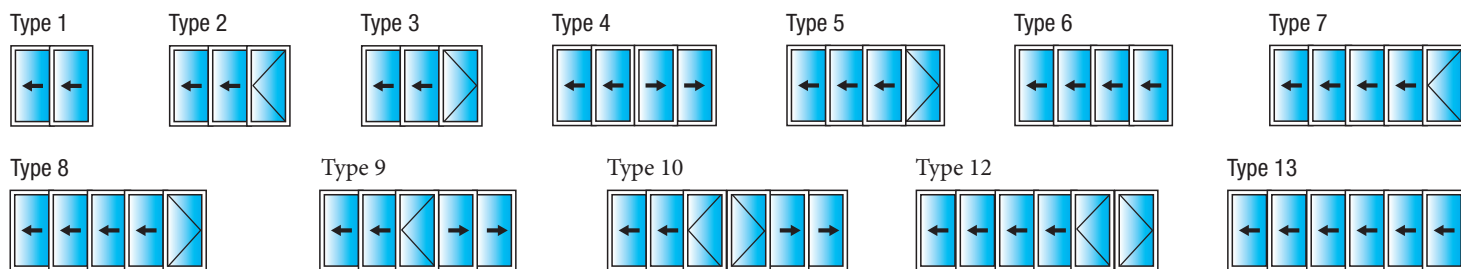


Triple Glazing upgrade available (door 'U' Value 1.5)

Aluminium MultiFolding Doors

Configuration

Available in a range of styles and designs, panels can be stacked inside or outside of the room, to the left, right or split to stack on both sides. Door sets can be manufactured to replace entire walls to maximise your opening space.



Sizing

Minimum Height - 1600mm

Maximum Height - 2600mm**

Minimum Width - 1400mm

Maximum Width - 6500mm**

**The sizes detailed above are for guidance only Contact us for further details

Maximum Sash Weight - 100kgs

Individual panel width not to exceed 1000mm

Glazing - 28mm Planitherm, Black warm edge spacer, argon filled units.


All configurations have lever/lever handles on the prime leaf with the exception of types 1, 4, 6 and 13 which are internal handles only.

“ First aluminium folding door to achieve

Secured by Design status in the UK ”

Contact us for costings on Secured by Design upgrade

Standard Colour Range Powder coated both sides



White
RAL 9910hg



Black
RAL 9011sg



Anthracite Grey
RAL 7016m

Full range of Single and Dual RAL colours available



Supplied with magnetic stacking catches where required

Why not consider the other collections available from **The Choices brand**

www.alternative2timber.com

An Exclusive Collection of Timber Alternative Windows and Doors

www.cwgchoices.com

The Entire Range of Choices Windows, Doors, Conservatories and Orangeries

www.choicesaluminium.co.uk

Aluminium Windows and Doors for Domestic and Commercial properties